

**A Local Look At
Current Real Estate Trends**



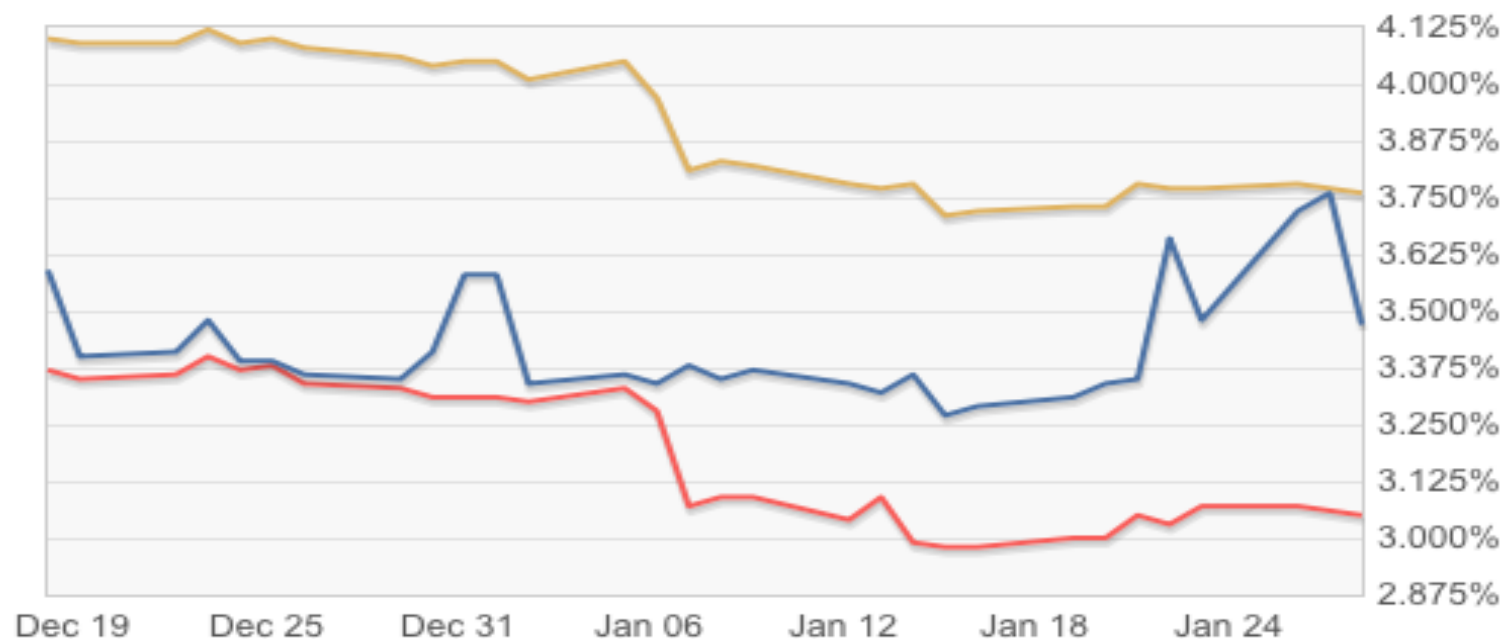
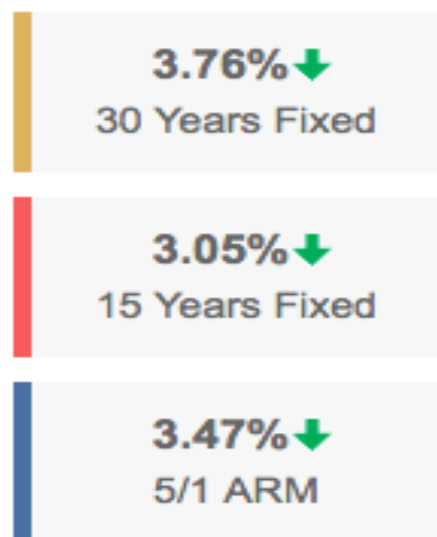


U.S. Mortgage Rate Trends - Through January 28, 2015

*Source - Realtor.com

Mortgage Rate Trends

Current rates in United States As of Jan. 28, 2015





MA Home Loans Trends - Through January 28, 2015

*Source - Realtor.com

Home Loans Rate Trends

Current rates in

Massachusetts



As of Jan. 28, 2015

3.77% ↓

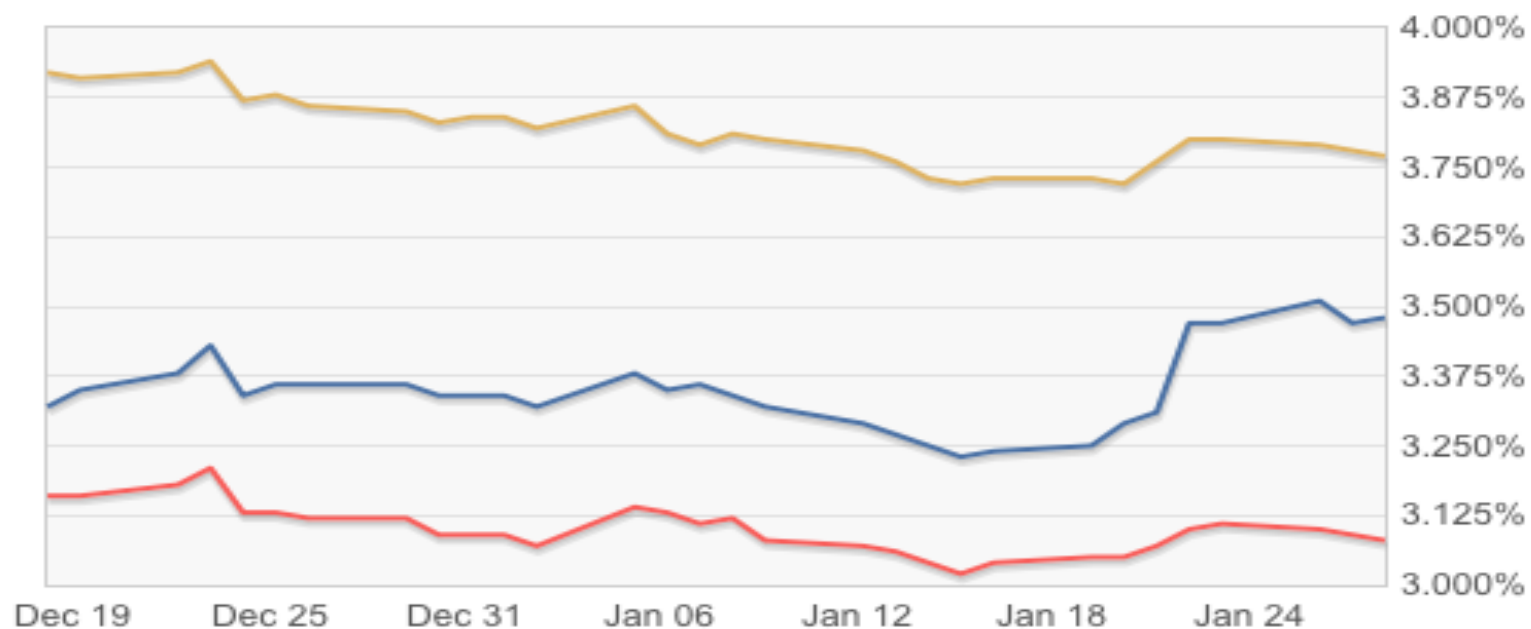
30 Years Fixed

3.08% ↓

15 Years Fixed

3.48% ↑

5/1 ARM





Local Area Market Comparison

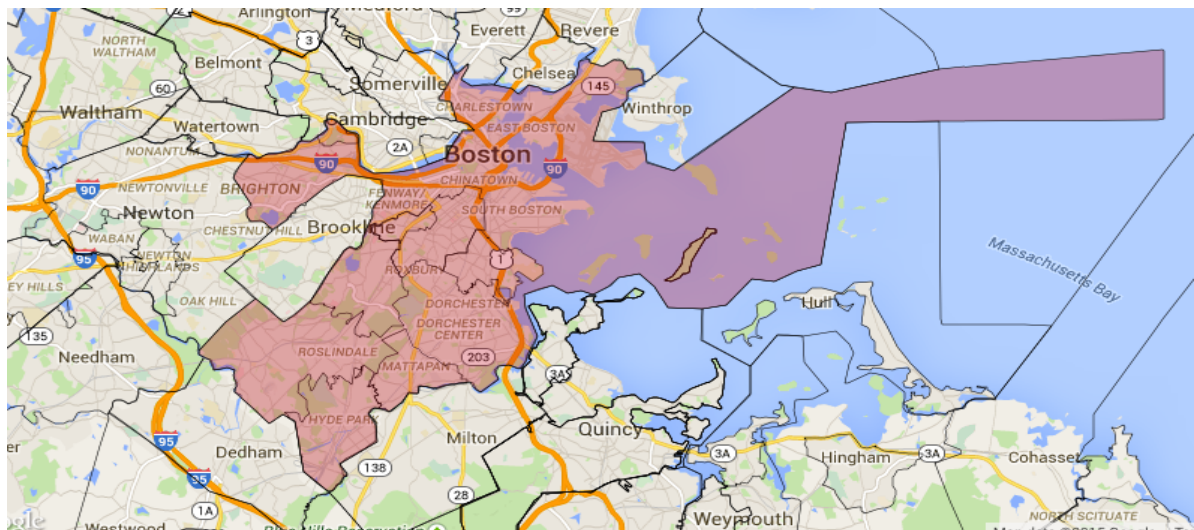
*Source - Realtor.com

	Boston	Burlington	Winchester	Arlington	Somerville	Massachusetts	United States
Average Home Price	\$999,067	\$585,996	\$1,168,859	\$667,322	\$846,433	\$496,420	\$199,905
Average Home Price/sqft	\$539	\$258	\$380	\$352	\$351	\$229	\$112
% New Listings	22%	9%	32%	32%	26%	11%	9%
% Reduced Listings	28%	21%	20%	44%	28%	40%	32%
% Foreclosed Listings	N/A	N/A	N/A	N/A	N/A	0%	1%
% of All Homes For Sale	1%	0%	1%	0%	0%	1%	2%
% of All Homes Recently Sold (last 6 months)	2%	2%	2%	2%	3%	2%	1%
Average Sale Price	\$731,640	\$486,206	\$849,655	\$565,797	\$616,990	\$427,979	\$298,931
Average Sale Price/sqft	\$460	\$253	\$342	\$326	\$339	\$225	\$157



Boston Market Overview

*Source - Realtor.com



Boston Market Summary

		For Sale: 719	New: 155
\$999,067	\$731,640	Recently Sold: 2,767	Reduced: 203
Average Home Price	Average Sold Price	Property Records: 110,855	Foreclosed: N/A

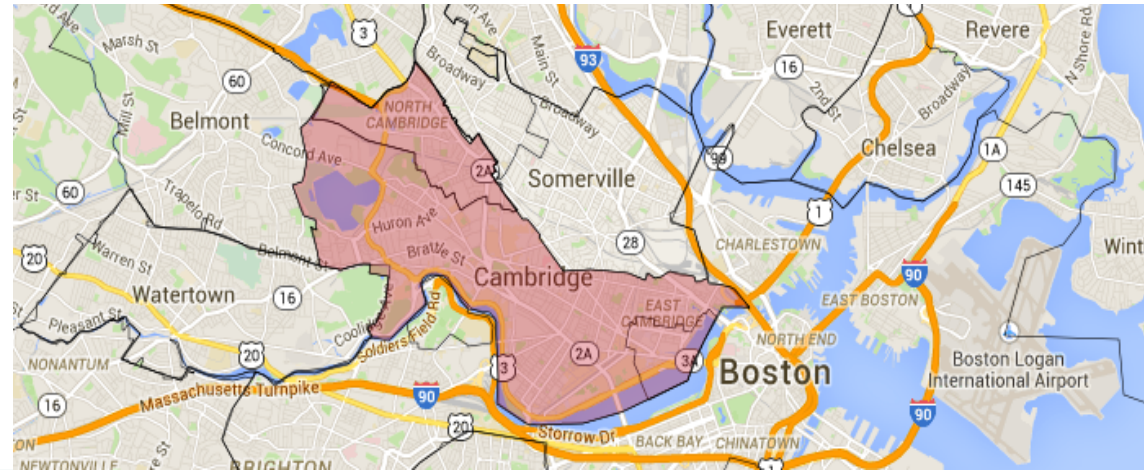
The average home price in Boston is \$999,067, which is 36.6% lower than the average sold price in Boston (\$731,640) . The average home price per square foot in Boston is \$539 and about 2% of all homes in Boston sold in the last 6 months. For Boston home values, real estate prices, and city market trends, research the 110,855 property records or search our 2,767 recently sold or 719 homes for sale listings. The listings and properties in Boston are only a part of the 1,928,473 properties and 22,252 homes for sale in Massachusetts. Because of this, the average home price and average home value of Boston also influence the average home price \$496,420 and average sale price \$427,979 of Massachusetts. Listing counts, Boston home prices and home values in Boston are sourced **daily** from listing and property data on realtor.com®, which is the most up-to-date and accurate aggregation of real estate listings in the industry and includes approximately 800 regional MLSs and is the official website of the National Association of Realtors®.



Cambridge Market Overview

*Source - Realtor.com

Cambridge Market Summary



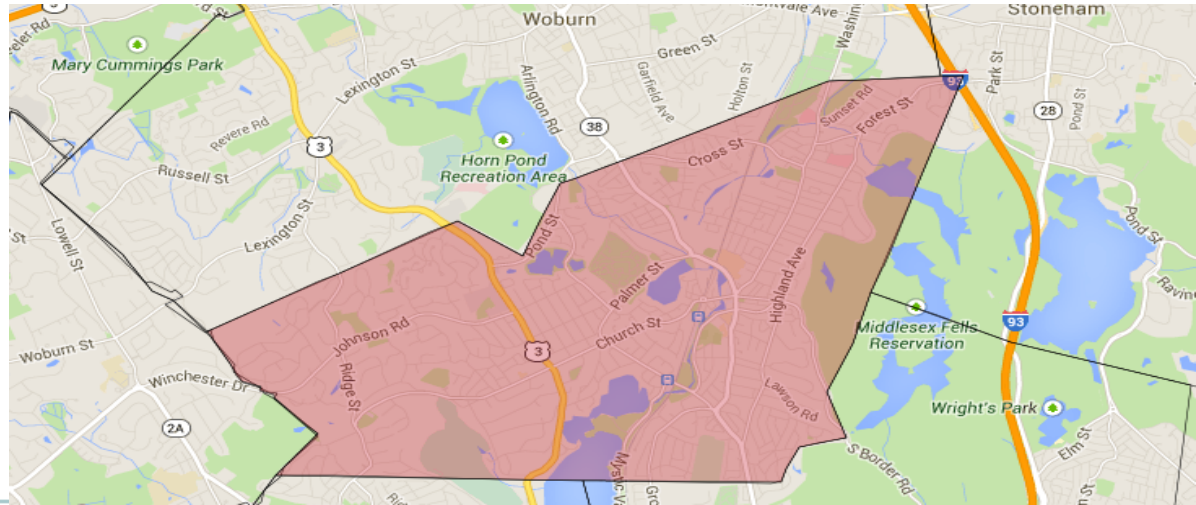
		For Sale: 46	New: 18
\$718,474	\$872,390	Recently Sold: 485	Reduced: 12
Average Home Price	Average Sold Price	Property Records: 23,009	Foreclosed: N/A

The average home price in Cambridge is \$718,474, which is 17.6% lower than the average sold price in Cambridge (\$872,390). The average home price per square foot in Cambridge is \$546 and about 2% of all homes in Cambridge sold in the last 6 months. For Cambridge home values, real estate prices, and city market trends, research the 23,009 property records or search our 485 recently sold or 46 homes for sale listings. The listings and properties in Cambridge are only a part of the 1,928,473 properties and 22,252 homes for sale in Massachusetts. Because of this, the average home price and average home value of Cambridge also influence the average home price \$496,420 and average sale price \$427,979 of Massachusetts. Listing counts, Cambridge home prices and home values in Cambridge are sourced **daily** from listing and property data on realtor.com®, which is the most up-to-date and accurate aggregation of real estate listings in the industry and includes approximately 800 regional MLSs and is the official website of the National Association of Realtors®.



Winchester Market Overview

*Source - Realtor.com



Winchester Market Summary

		For Sale: 40	New: 13
\$1,168,859	\$849,655	Recently Sold: 152	Reduced: 8
Average Home Price	Average Sold Price	Property Records: 7,380	Foreclosed: N/A

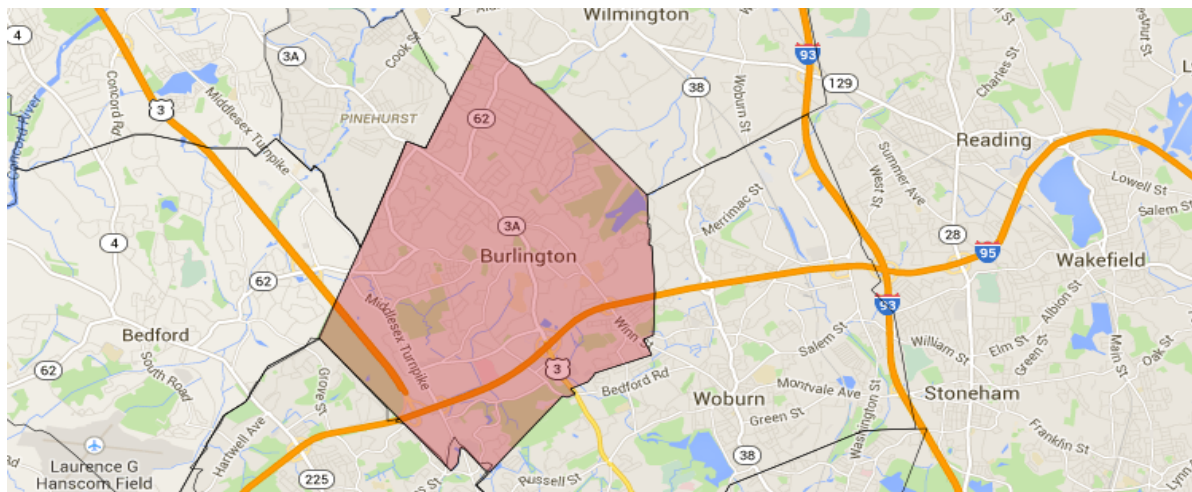
The average home price in Winchester is \$1,168,859, which is 37.6% lower than the average sold price in Winchester (\$849,655) . The average home price per square foot in Winchester is \$380 and about 2% of all homes in Winchester sold in the last 6 months. For Winchester home values, real estate prices, and city market trends, research the 7,380 property records or search our 152 recently sold or 40 homes for sale listings. The listings and properties in Winchester are only a part of the 1,928,473 properties and 22,252 homes for sale in Massachusetts. Because of this, the average home price and average home value of Winchester also influence the average home price \$496,420 and average sale price \$427,979 of Massachusetts. Listing counts, Winchester home prices and home values in Winchester are sourced **daily** from listing and property data on realtor.com®, which is the most up-to-date and accurate aggregation of real estate listings in the industry and includes approximately 800 regional MLSs and is the official website of the National Association of Realtors®.



Burlington Market Overview

*Source - Realtor.com

Burlington Market Summary



		For Sale: 34	New: 3
\$585,996	\$486,206	Recently Sold: 135	Reduced: 7
Average Home Price	Average Sold Price	Property Records: 7,360	Foreclosed: N/A

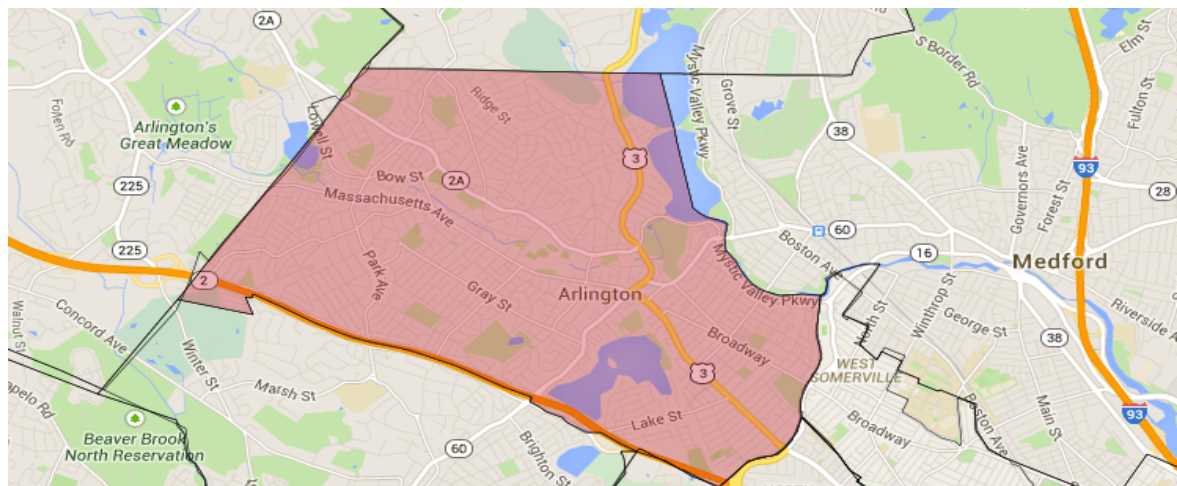
The average home price in Burlington is \$585,996, which is 20.5% lower than the average sold price in Burlington (\$486,206). The average home price per square foot in Burlington is \$258 and about 2% of all homes in Burlington sold in the last 6 months. For Burlington home values, real estate prices, and city market trends, research the 7,360 property records or search our 135 recently sold or 34 homes for sale listings. The listings and properties in Burlington are only a part of the 1,928,473 properties and 22,252 homes for sale in Massachusetts. Because of this, the average home price and average home value of Burlington also influence the average home price \$496,420 and average sale price \$427,979 of Massachusetts. Listing counts, Burlington home prices and home values in Burlington are sourced **daily** from listing and property data on realtor.com®, which is the most up-to-date and accurate aggregation of real estate listings in the industry and includes approximately 800 regional MLSs and is the official website of the National Association of Realtors®.



Arlington Market Overview

*Source - Realtor.com

Arlington Market Summary



		For Sale: 34	New: 11
\$667,322	\$565,797	Recently Sold: 308	Reduced: 15
Average Home Price	Average Sold Price	Property Records: 12,699	Foreclosed: N/A

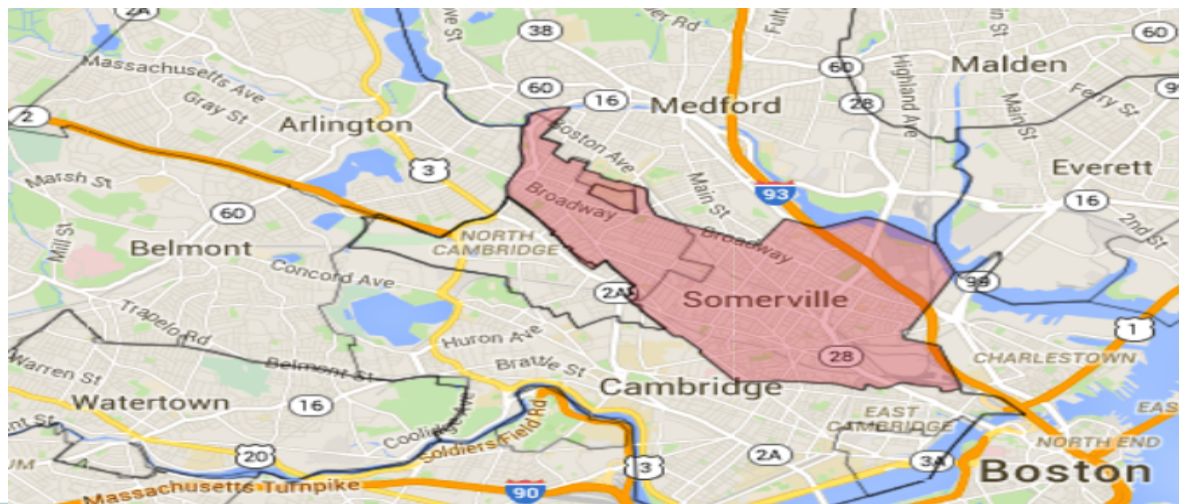
The average home price in Arlington is \$667,322, which is 17.9% lower than the average sold price in Arlington (\$565,797) . The average home price per square foot in Arlington is \$352 and about 2% of all homes in Arlington sold in the last 6 months. For Arlington home values, real estate prices, and city market trends, research the 12,699 property records or search our 308 recently sold or 34 homes for sale listings. The listings and properties in Arlington are only a part of the 1,928,473 properties and 22,252 homes for sale in Massachusetts. Because of this, the average home price and average home value of Arlington also influence the average home price \$496,420 and average sale price \$427,979 of Massachusetts. Listing counts, Arlington home prices and home values in Arlington are sourced **daily** from listing and property data on realtor.com®, which is the most up-to-date and accurate aggregation of real estate listings in the industry and includes approximately 800 regional MLSs and is the official website of the National Association of Realtors®.



Somerville Market Overview

*Source - Realtor.com

Somerville Market Summary



		For Sale: 43	New: 11
\$846,433	\$616,990	Recently Sold: 275	Reduced: 12
Average Home Price	Average Sold Price	Property Records: 9,796	Foreclosed: N/A

The average home price in Somerville is \$846,433, which is 37.2% lower than the average sold price in Somerville (\$616,990). The average home price per square foot in Somerville is \$351 and about 3% of all homes in Somerville sold in the last 6 months. For Somerville home values, real estate prices, and city market trends, research the 9,796 property records or search our 275 recently sold or 43 homes for sale listings. The listings and properties in Somerville are only a part of the 1,928,467 properties and 22,260 homes for sale in Massachusetts. Because of this, the average home price and average home value of Somerville also influence the average home price \$496,420 and average sale price \$427,979 of Massachusetts. Listing counts, Somerville home prices and home values in Somerville are sourced **daily** from listing and property data on realtor.com®, which is the most up-to-date and accurate aggregation of real estate listings in the industry and includes approximately 800 regional MLSs and is the official website of the National Association of Realtors®.